

## ERC81-004

**PRV : 40 Volts**  
**Io : 2.6 Amperes**

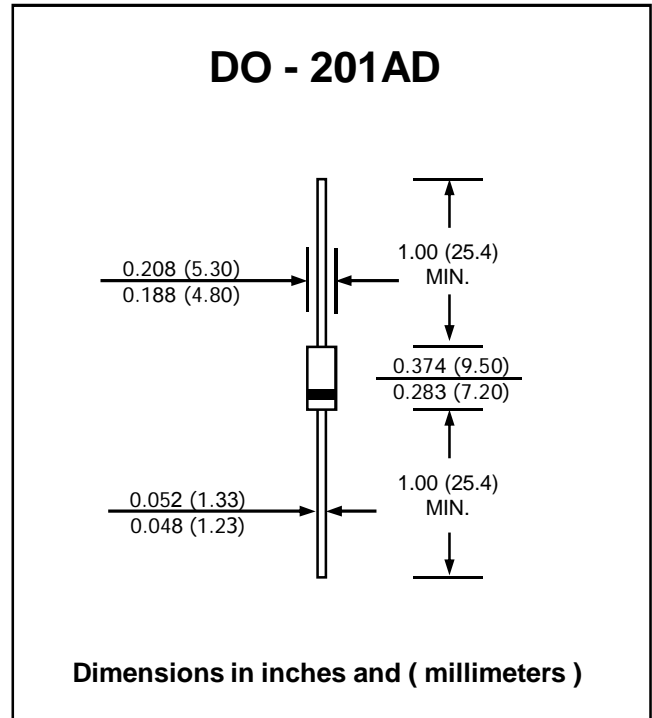
### FEATURES :

- \* High current capability
- \* High surge current capability
- \* High reliability
- \* High efficiency
- \* Low forward voltage drop
- \* Pb / RoHS Free

### MECHANICAL DATA :

- \* Case : DO-201AD Molded plastic
- \* Epoxy : UL94V-O rate flame retardant
- \* Lead : Axial lead solderable per MIL-STD-202, Method 208 guaranteed
- \* Polarity : Color band denotes cathode end
- \* Mounting position : Any
- \* Weight : 1.16 grams

## SCHOTTKY-BARRIER RECTIFIER DIODE



## MAXIMUM RATINGS AND ELECTRICAL CHARACTERISTICS

Rating at 25 °C ambient temperature unless otherwise specified.

Single phase, half wave, 60 Hz, resistive or inductive load.

For capacitive load, derate current by 20%.

RATING	SYMBOL	VALUE	UNIT
Maximum Repetitive Peak Reverse Voltage	$V_{RRM}$	40	V
Maximum DC Blocking Voltage	$V_{DC}$	40	V
Maximum Average Forward Current	$I_{F(AV)}$	2.6	A
Maximum Non-Repetitive Peak Forward Surge Current (Sin wave, 10ms )	$I_{FSM}$	120	A
Maximum Forward Voltage at $I_F = 3.0$ A	$V_F$	0.55	V
Maximum Reverse Current at $V_R = V_{RRM}$	$I_{RM}$	5.0	mA
Junction Temperature Range	$T_J$	- 40 to + 125	°C
Storage Temperature Range	$T_{STG}$	- 40 to + 125	°C

## RATING AND CHARACTERISTIC CURVES ( ERC81-004 )

FIG.1 - FORWARD CURRENT DERATING CURVE

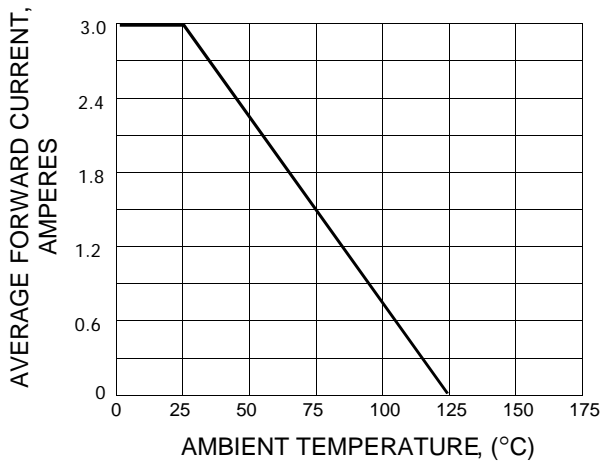


FIG.2 - MAXIMUM NON-REPETITIVE PEAK FORWARD SURGE CURRENT

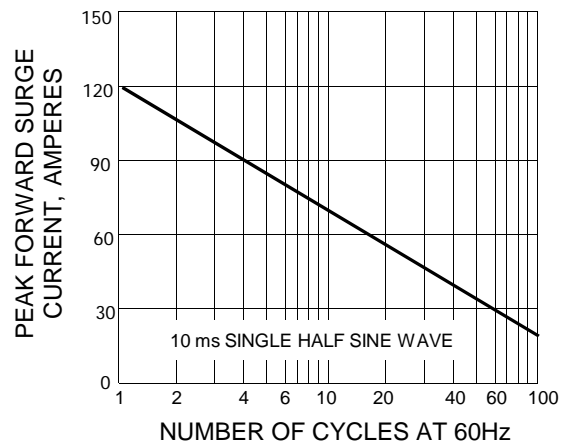


FIG.3 - TYPICAL FORWARD CHARACTERISTICS

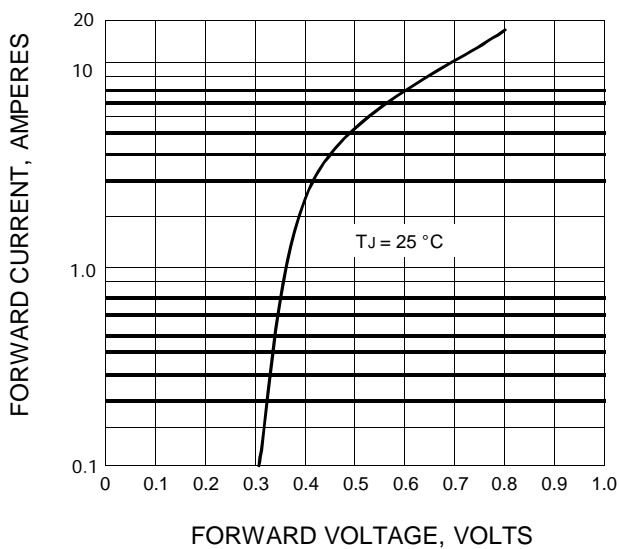


FIG.4 - TYPICAL REVERSE CHARACTERISTICS

