

# SN1N - SN1R

**PRV : 1200 - 2000 Volts**

**Io : 1.0 Ampere**

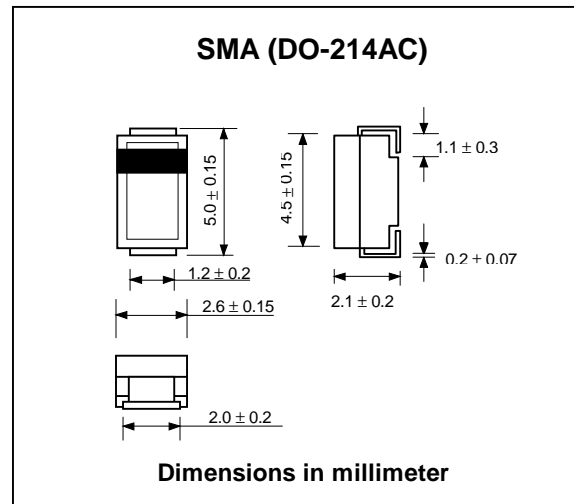
### FEATURES :

- \* High current capability
- \* High surge current capability
- \* High reliability
- \* Low reverse current
- \* Low forward voltage drop
- \* Pb / RoHS Free

### MECHANICAL DATA :

- \* Case : SMA Molded plastic
- \* Epoxy : UL94V-O rate flame retardant
- \* Lead : Lead Formed for Surface Mount
- \* Polarity : Color band denotes cathode end
- \* Mounting position : Any
- \* Weight : 0.067 gram

## SURFACE MOUNT HIGH VOLTAGE RECTIFIERS



### MAXIMUM RATINGS AND ELECTRICAL CHARACTERISTICS

Rating at 25 °C ambient temperature unless otherwise specified.  
Single phase, half wave, 60 Hz, resistive or inductive load.  
For capacitive load, derate current by 20%.

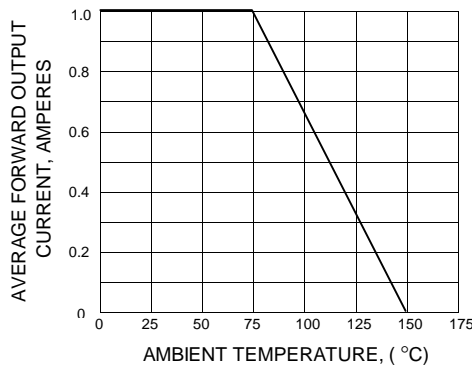
RATING	SYMBOL	SN1N	SN1O	SN1P	SN1Q	SN1R	UNIT
Maximum Repetitive Peak Reverse Voltage	V <sub>RRM</sub>	1200	1400	1600	1800	2000	V
Maximum RMS Voltage	V <sub>RMS</sub>	840	980	1120	1260	1400	V
Maximum DC Blocking Voltage	V <sub>DC</sub>	1200	1400	1600	1800	2000	V
Maximum Average Forward Current Ta = 75°C	I <sub>F(AV)</sub>	1.0					A
Maximum Peak Forward Surge Current 8.3ms Single half sine wave Superimposed on rated load (JEDEC Method)	I <sub>FSM</sub>	30					A
Maximum Peak Forward Voltage at I <sub>F</sub> = 1.0 A	V <sub>F</sub>	2.2					V
Maximum DC Reverse Current Ta = 25°C at Rated DC Blocking Voltage Ta = 100°C	I <sub>R</sub>	5.0					μA
	I <sub>R(H)</sub>	100					μA
Typical Junction Capacitance (Note 1)	C <sub>j</sub>	36					pF
Junction Temperature Range	T <sub>J</sub>	- 40 to + 150					°C
Storage Temperature Range	T <sub>STG</sub>	- 40 to + 150					°C

**Notes :**

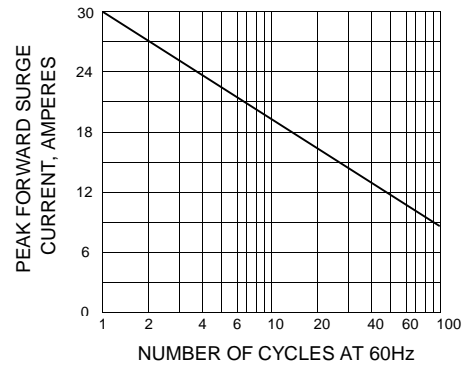
(1) Measured at 1.0 MHz and applied reverse voltage of 4.0Vbc

**RATING AND CHARACTERISTIC CURVES ( SN1N - SN1R )**

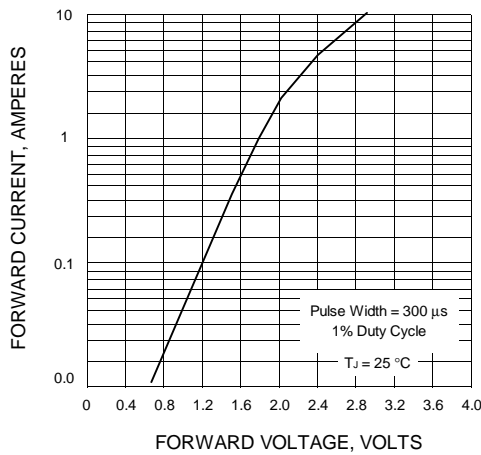
**FIG.1 - DERATING CURVE FOR OUTPUT RECTIFIED CURRENT**



**FIG.2 - MAXIMUM NON-REPETITIVE PEAK FORWARD SURGE CURRENT**



**FIG.3 - TYPICAL FORWARD CHARACTERISTICS**



**FIG.4 - TYPICAL REVERSE CHARACTERISTICS**

