

SB5150 ~ SB5200

SCHOTTKY BARRIER RECTIFIER DIODES

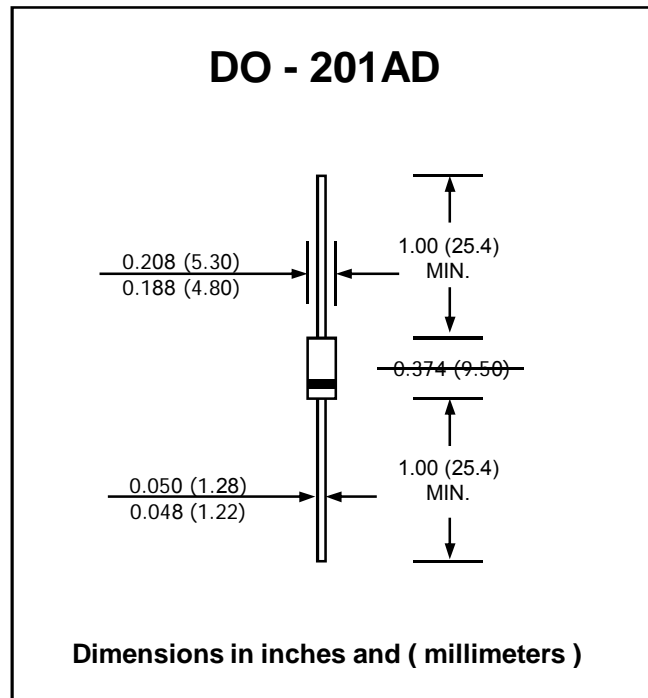
PRV : 150 ~ 200 Volts
I_o : 5.0 Amperes

FEATURES :

- * High current capability
- * High surge current capability
- * High reliability
- * Low forward voltage drop
- * **Pb / RoHS Free**

MECHANICAL DATA :

- * Case : DO-201AD Molded plastic
- * Epoxy : UL94V-0 rate flame retardant
- * Lead : Axial lead solderable per MIL-STD-202, Method 208
- * Polarity : Color band denotes cathode end
- * Mounting position : Any
- * Weight : 1.1 grams



MAXIMUM RATINGS AND ELECTRICAL CHARACTERISTICS

Rating at 25 °C ambient temperature unless otherwise specified.

RATING	SYMBOL	SB5150	SB5200	UNIT
Maximum Recurrent Peak Reverse Voltage	V _{RRM}	150	200	V
Maximum RMS Voltage	V _{RMS}	105	140	V
Maximum DC Blocking Voltage	V _{DC}	150	200	V
Maximum Average Forward Current 0.375", 9.5mm Lead Length See Fig.1	I _{F(AV)}	5.0		A
Maximum Peak Forward Surge Current, 8.3ms single half sine wave superimposed on rated load (JEDEC Method)	I _{FSM}	100		A
Maximum Forward Voltage at I _F = 5 A (Note 1)	V _F	0.91	0.94	V
Maximum Reverse Current at Ta = 25 °C Rated DC Blocking Voltage (Note 1) Ta = 100 °C	I _R	10		μA
	I _{R(H)}	10		mA
Typical Thermal Resistance	R _{θJA}	10		°C/W
Operating Temperature Range	T _J	- 50 to + 125		°C
Storage Temperature Range	T _{STG}	- 65 to + 150		°C

Note : (1) Pulse Test : Pulse Width = 380 μs, Duty Cycle = 2%.

RATING AND CHARACTERISTIC CURVES (SB5150~SB5200)

FIG.1 - FORWARD CURRENT DERATING CURVE

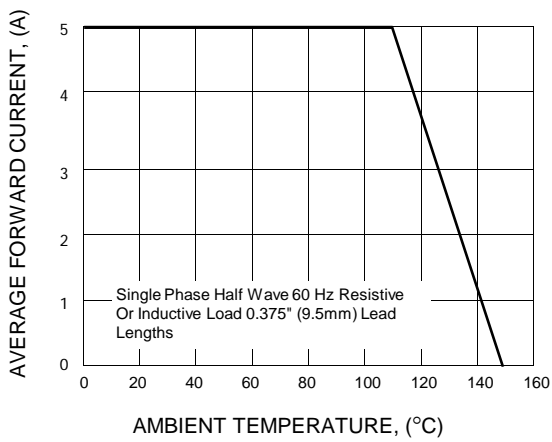


FIG.2 - MAXIMUM NON-REPETITIVE PEAK FORWARD SURGE CURRENT

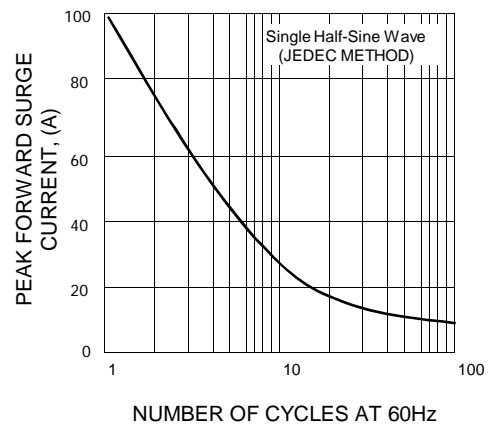


FIG.3 - TYPICAL FORWARD CHARACTERISTICS

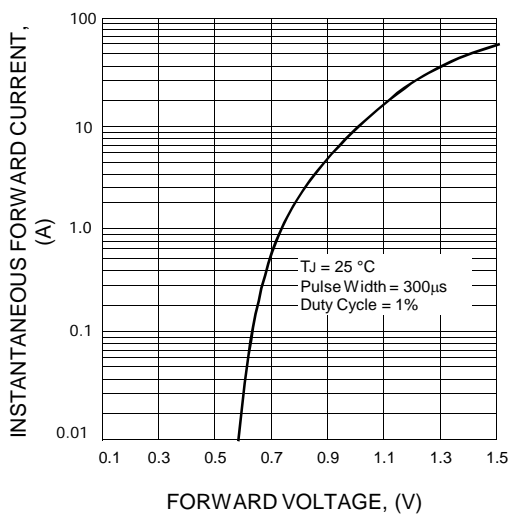


FIG.4 - TYPICAL REVERSE CHARACTERISTICS

