

MBR20H150CT

PRV : 150 Volts
Io : 20 Ampere

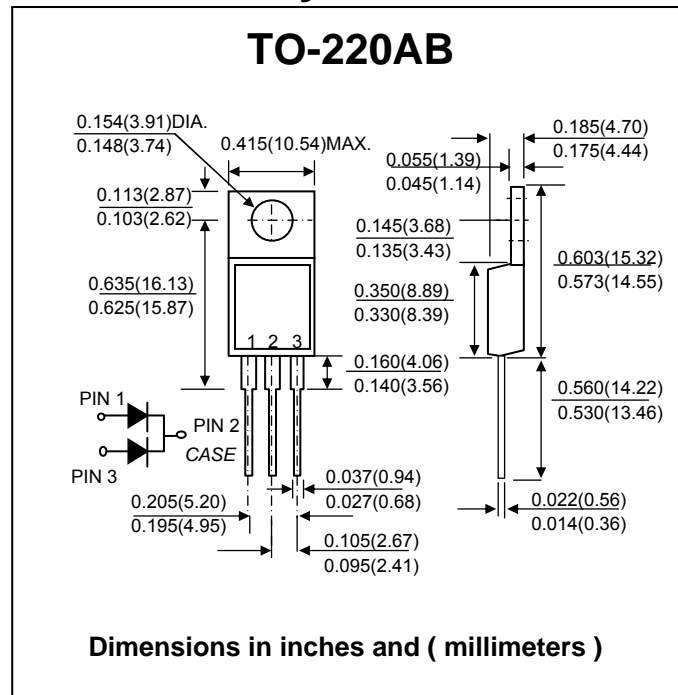
FEATURES :

- * Guarding for overvoltage protection
- * High frequency operation
- * Low forward voltage drop
- * Low power loss, high efficiency
- * **RoHS Compliant**

MECHANICAL DATA :

- * Case : JEDEC TO-220AB molded plastic body
- * Terminals: Plated leads, solderable per MIL-STD-750 Method 2026
- * Polarity: As marked
- * Mounting Position: Any
- * Weight : 2.24 grams (Approximately)

Dual Schottky Barrier Rectifier



MAXIMUM RATINGS AND ELECTRICAL CHARACTERISTICS (Ta = 25°C unless otherwise noted.)

PARAMETER	SYMBOL	VALUE	UNIT
Maximum Repetitive Peak Reverse Voltage	V_{RRM}	150	V
Working Peak Reverse Voltage	V_{RWM}	150	V
Maximum DC Blocking Voltage	V_{DC}	150	V
Maximum Average Forward Rectified Current at $T_C = 140^\circ\text{C}$	$I_{F(AV)}$	20 10	A
Maximum Peak Forward Surge Current, 8.3ms single half sine-wave superimposed on rated load Per Leg	I_{FSM}	200	A
Maximum Instantaneous Forward Voltage Per Leg ⁽¹⁾	V_F	0.90 0.75 0.99 0.86	V
Maximum Reverse Current Per Leg at Working Peak Reverse Voltage ⁽¹⁾	I_R	5.0	μA
	$I_{R(H)}$	1.0	mA
Typical Thermal Resistance, Junction to Case, Per Leg	$R_{\theta JC}$	2.2	$^\circ\text{C/W}$
Operating Junction and Storage Temperature Range	T_J, T_{STG}	- 65 to + 175	$^\circ\text{C}$

Note : (1) Pulse Test: 300 μs Pulse Width, 1% Duty Cycle

RATING AND CHARACTERISTIC CURVES (MBR20H150CT)

FIG.1 - FORWARD DERATING CURVE

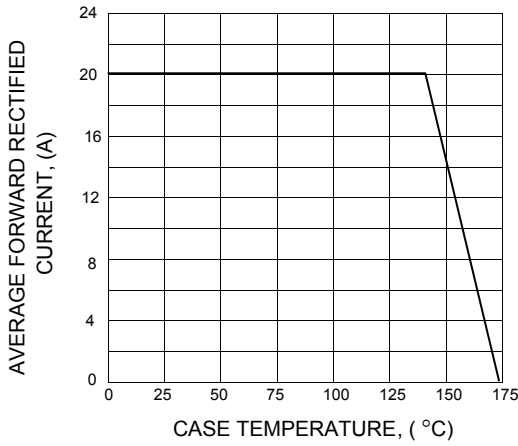


FIG.2 - MAXIMUM NON-REPETITIVE PEAK FORWARD SURGE CURRENT PER LEG

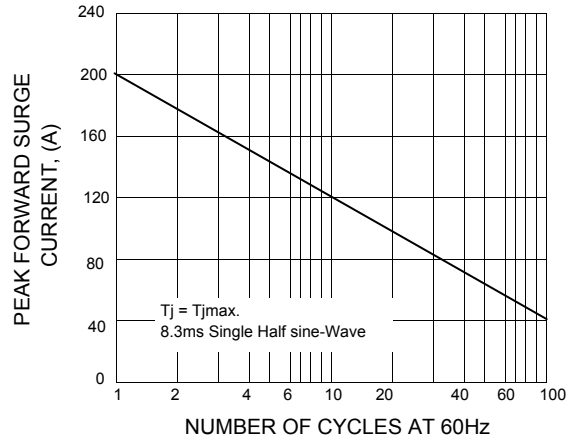


FIG.3 - TYPICAL INSTANTANEOUS FORWARD CHARACTERISTICS PER LEG

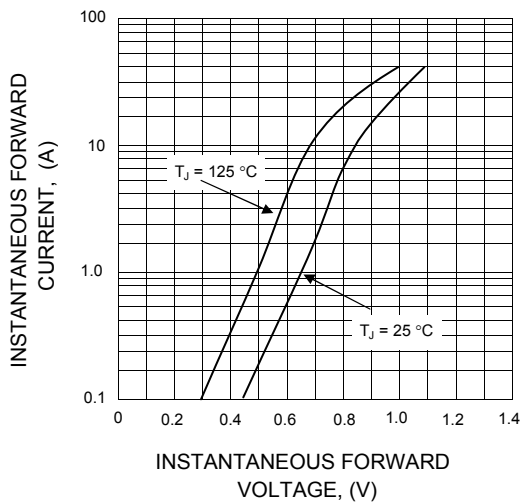


FIG. 4 - TYPICAL REVERSE CHARACTERISTICS PER LEG

