

MBR0530

SURFACE MOUNT SCHOTTKY BARRIER RECTIFIER

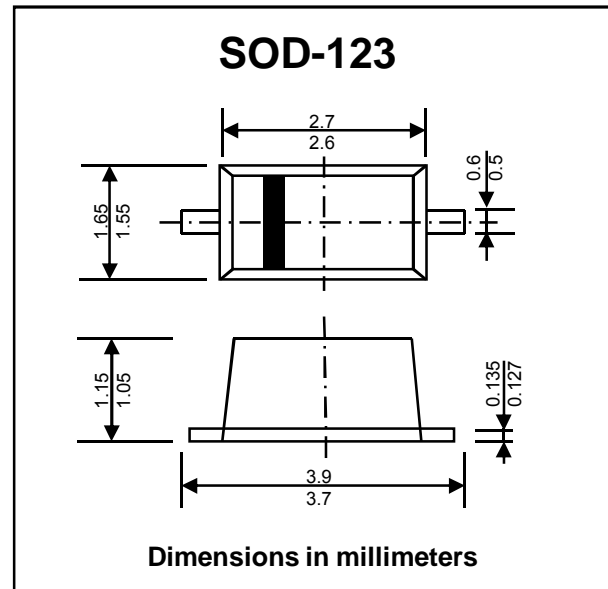
PRV : 30 Volts
I_O : 0.5 Ampere

FEATURES :

- * Guardring for Stress Protection
- * Low Forward Voltage
- * Package Designed for Optimal Automated Board Assembly
- * Pb / RoHS Free

MECHANICAL DATA :

- * Case : SOD-123
- * Weight : 0.01 gram (approximately)
- * Marking Code : "SE"



MAXIMUM RATINGS AND ELECTRICAL CHARACTERISTICS (Ta = 25 °C)

RATING	SYMBOL	VALUE	UNIT
Maximum Peak Repetitive Reverse Voltage	V _{RRM}	30	V
Maximum Non-Repetitive Peak Reverse Voltage	V _{RSM}	30	V
Maximum DC Blocking Voltage	V _R	30	V
Maximum Average Rectified Forward Current	I _{F(AV)}	0.5	A
Maximum Non-Repetitive Peak Forward Surge Current (8.3 ms Single Half Sine-wave)	I _{FSM}	5.5	A
Maximum Instantaneous Forward Voltage at I _F = 100 mA at I _F = 500 mA	V _F	375 500	mV
Maximum Reverse Current at V _R = 30 V at V _R = 15 V	I _R	130 20	μA
Thermal Resistance Junction to Ambient (Note 1)	R _{θJA}	206	°C/W
Thermal Resistance Junction to Lead	R _{θJL}	150	°C/W
Junction Temperature Range	T _J	- 65 to + 125	°C
Storage Temperature Range	T _{STG}	- 65 to + 125	°C

Note :

(1) 1 inch square pad size (1 x 0.5 inch for each lead) on FR4 board.

RATING AND CHARACTERISTIC CURVES (MBR0530)

FIG.1 - TYPICAL FORWARD VOLTAGE

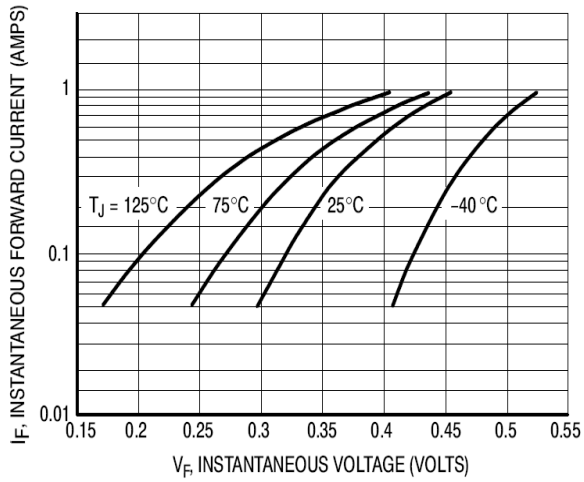


FIG.2 - TYPICAL REVERSE CURRENT

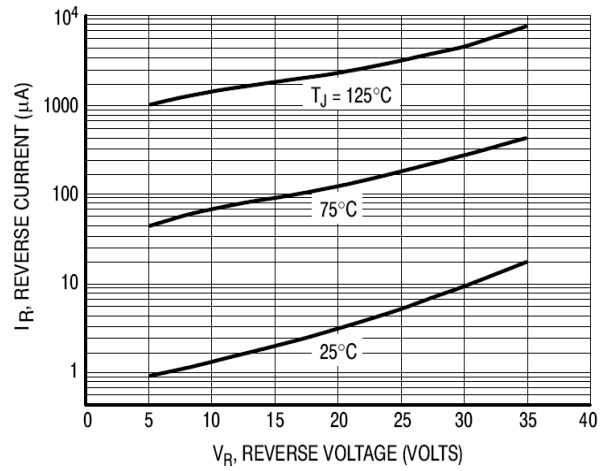


FIG.3 - TYPICAL CAPACITANCE

