

ERA83-004

PRV : 40 Volts
Io : 1.0 Ampere

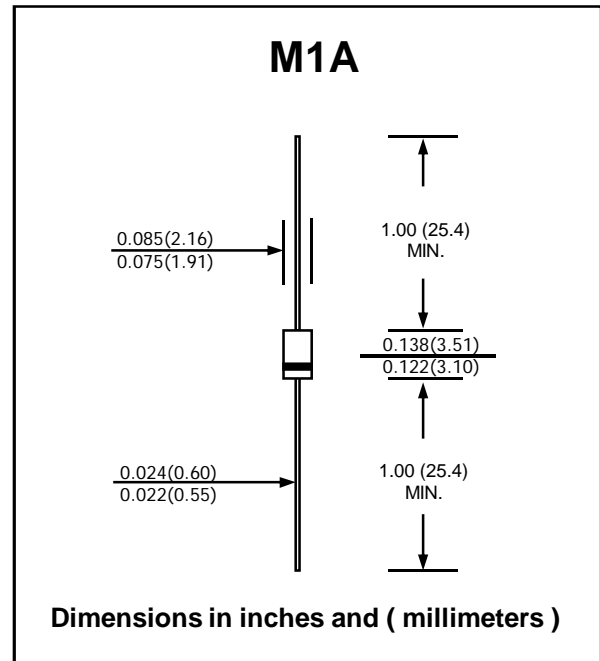
FEATURES :

- * High current capability
- * High surge current capability
- * High reliability
- * High efficiency
- * Low power loss
- * Low forward voltage drop
- * Low cost
- * Pb / RoHS Free

MECHANICAL DATA :

- * Case : M1A Molded plastic
- * Epoxy : UL94V-0 rate flame retardant
- * Lead : Axial lead solderable per MIL-STD-202, Method 208 guaranteed
- * Polarity : Color band denotes cathode end
- * Mounting position : Any
- * Weight : 0.20 gram (approximately)

SCHOTTKY BARRIER RECTIFIER DIODE



MAXIMUM RATINGS AND ELECTRICAL CHARACTERISTICS

Rating at 25 °C ambient temperature unless otherwise specified.
 Single phase, half wave, 60 Hz, resistive or inductive load.
 For capacitive load, derate current by 20%.

RATING	SYMBOL	VALUE	UNIT
Maximum Recurrent Peak Reverse Voltage	V_{RRM}	40	V
Maximum DC Blocking Voltage	V_{DC}	40	V
Maximum Average Forward Current $T_L = 115\text{ }^\circ\text{C}$	$I_{F(AV)}$	1.0	A
Maximum Non-Repetitive Peak Forward Surge Current	I_{FSM}	50	A
Maximum Forward Voltage at $I_f = 1.0\text{ A}$	V_F	0.55	V
Maximum Reverse Current at V_{RRM}	I_R	2.0	mA
Junction Temperature Range	T_J	- 40 to + 125	°C
Storage Temperature Range	T_{STG}	- 40 to + 125	°C

RATING AND CHARACTERISTIC CURVES (ERA83-004)

FIG.1 - FORWARD CURRENT DERATING CURVE

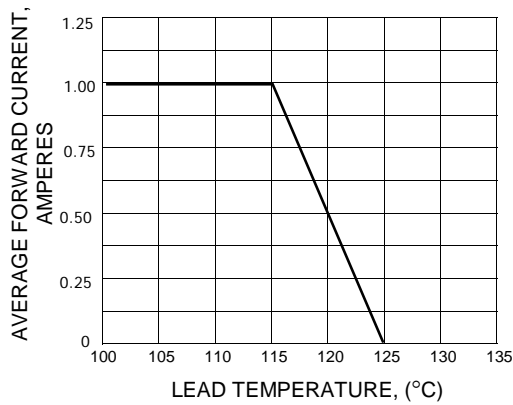


FIG.2 - MAXIMUM NON-REPETITIVE PEAK FORWARD SURGE CURRENT

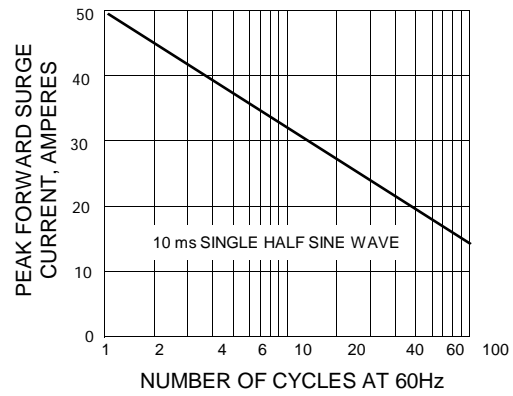


FIG.3 - TYPICAL FORWARD CHARACTERISTICS

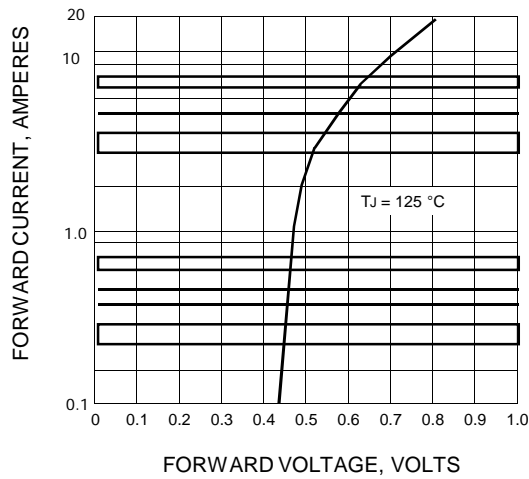


FIG.4 - TYPICAL REVERSE CHARACTERISTICS

