

BYV28 SERIES

PRV : 50 - 200 Volts
Io : 3.5 Amperes

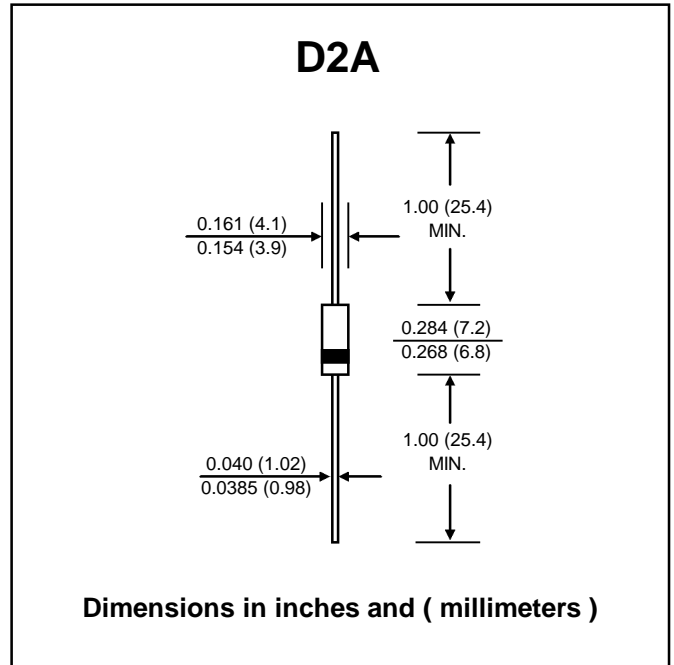
FEATURES :

- * High current capability
- * High surge current capability
- * High reliability
- * Low reverse current
- * Low forward voltage drop
- * Very fast recovery
- * Pb / RoHS Free

MECHANICAL DATA :

- * Case : D2A Molded plastic
- * Epoxy : UL94V-O rate flame retardant
- * Lead : Axial lead solderable per MIL-STD-202, Method 208 guaranteed
- * Polarity : Color band denotes cathode end
- * Mounting position : Any
- * Weight : 0.645 gram

EPITAXIAL AVALANCHE DIODES



MAXIMUM RATINGS AND ELECTRICAL CHARACTERISTICS

Rating at 25 °C ambient temperature unless otherwise specified.
 Single phase, half wave, 60 Hz, resistive or inductive load.
 For capacitive load, derate current by 20%.

RATING	SYMBOL	BYV28-50	BYV28-100	BYV28-150	BYV28-200	UNIT
Maximum Repetitive Peak Reverse Voltage	VRRM	50	100	150	200	V
Maximum Continuous Reverse Voltage	VR	50	100	150	200	V
Min. Reverse Avalanche Breakdown Voltage @ IR = 0.1 mA	V(BR)R-min.	55	110	165	220	V
Maximum Average Forward Current Ttp = 85 °C (Note 1)	IF(AV)	3.5				A
Maximum Non-Repetitive Peak Forward Surge Current	IFSM	90				A
Maximum Repetitive Peak Forward Current	IFRM	25				A
Maximum Forward Voltage at IF = 5.0 Amps. (Note 2)	VF	1.1				V
Maximum Reverse Current at VR = VRRM max , Tj = 25 °C	IR	5				µA
Maximum Reverse Current at VR = VRRM max , Tj = 165 °C	IR(H)	150				µA
Maximum Reverse Recovery Time (Note 3)	Trr	35				ns
Thermal Resistance - Junction to tie-point (Note 1)	Rth j-tp	25				K / W
Junction Temperature Range	TJ	- 65 to + 175				°C
Storage Temperature Range	TSTG	- 65 to + 175				°C

Notes :

- (1) Lead Length 10 mm.
- (2) Measured under pulse conditions to avoid excessive dissipation.
- (3) Switched from IF = 0.5A to IR = 1A.



RATING AND CHARACTERISTIC CURVES (BYV28 SERIES)

FIG.1 - REVERSE RECOVERY TIME CHARACTERISTIC

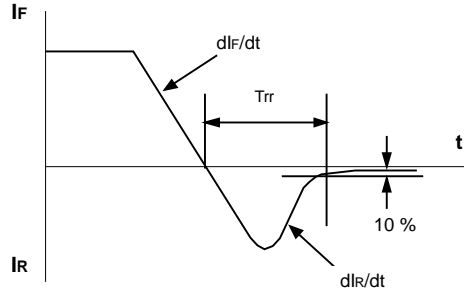


FIG.2 - DERATING CURVE FOR OUTPUT RECTIFIED CURRENT

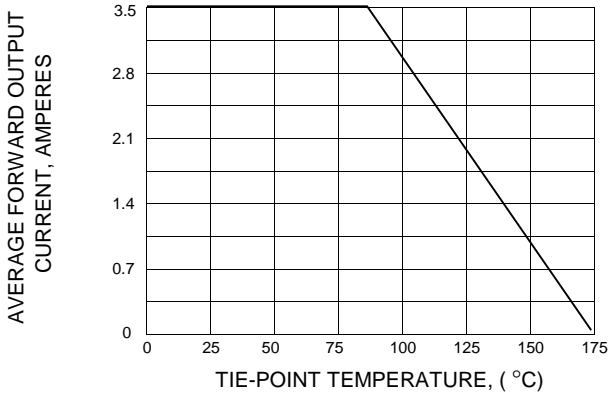


FIG.3 - MAXIMUM NON-REPETITIVE PEAK FORWARD SURGE CURRENT

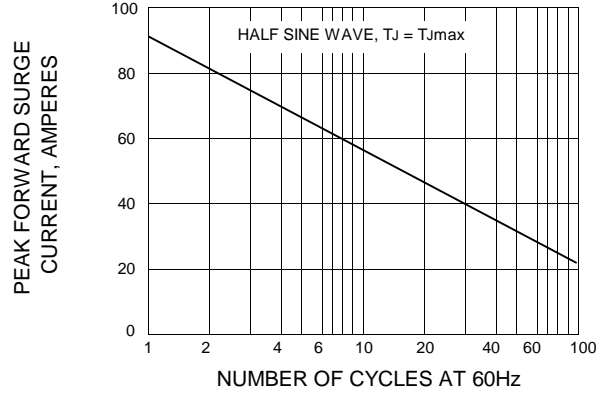


FIG.4 - TYPICAL FORWARD CHARACTERISTICS

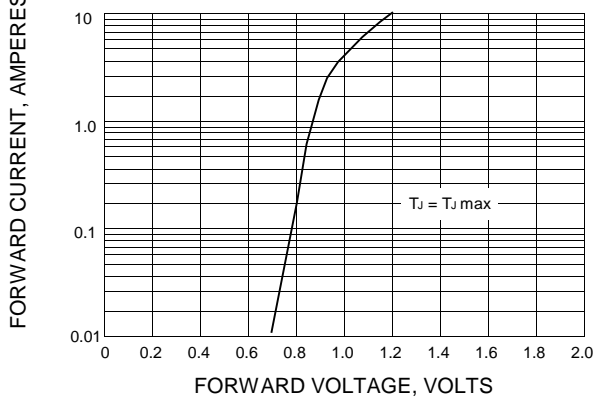


FIG.5 - TYPICAL REVERSE CHARACTERISTICS

