

## BAW62

### FEATURES :

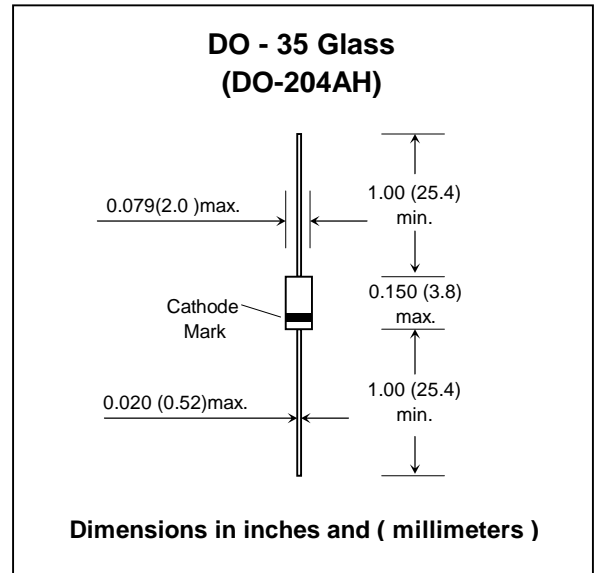
- High switching speed: max. 4 ns
- Continuous reverse voltage: max. 75 V
- Repetitive peak reverse voltage: max. 75 V
- Repetitive peak forward current: max. 450 mA
- Pb / RoHS Free

### MECHANICAL DATA :

**Case:** DO-35 Glass Case

**Weight:** approx. 0.13g

## HIGH SPEED SWITCHING DIODE



### Maximum Ratings and Thermal Characteristics (Rating at 25 °C ambient temperature unless otherwise specified.)

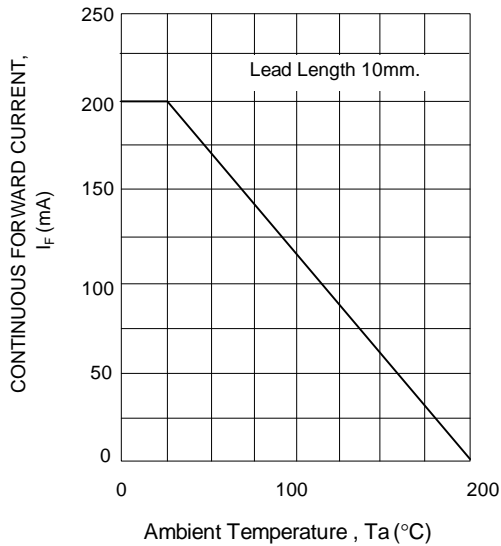
Parameter	Symbol	Value	Unit
Maximum Repetitive Peak Reverse Voltage	$V_{RRM}$	75	V
Maximum Continuous Reverse Voltage	$V_{RM}$	75	V
Maximum Continuous Forward Current	$I_F$	250	mA
Maximum Power Dissipation	$P_D$	350	mW
Maximum Repetitive Peak Forward Current	$I_{FRM}$	450	mA
Maximum Non-repetitive Peak Forward Current at $t = 1s$	$I_{FSM}$	0.5	A
Maximum Junction Temperature	$T_J$	200	°C
Storage Temperature Range	$T_S$	-65 to + 200	°C

### Electrical Characteristics ( $T_J = 25^\circ\text{C}$ unless otherwise noted)

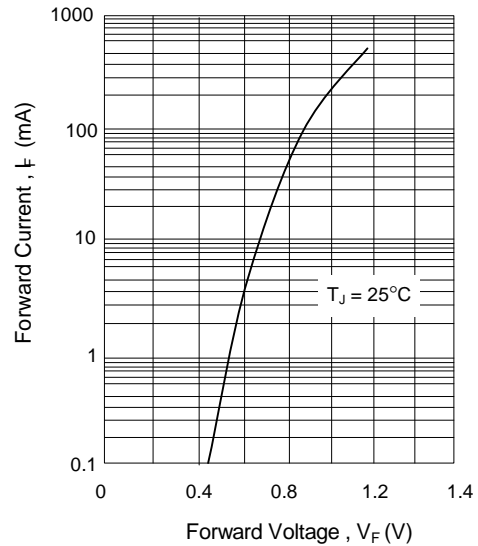
Parameter	Symbol	Test Condition	Min	Typ	Max	Unit
Reverse Current	$I_R$	$V_R = 75\text{ V}$	-	-	5	$\mu\text{A}$
		$V_R = 75\text{ V}, T_J = 150^\circ\text{C}$	-	-	100	
Forward Voltage	$V_F$	$I_F = 100\text{ mA}$	-	-	1.0	V
Diode Capacitance	$C_d$	$f = 1\text{MHz}; V_R = 0$	-	-	2.0	pF
Reverse Recovery Time	$T_{rr}$	$I_F = 10\text{ mA}$ to $I_R = 10\text{ mA}$ $R_L = 100\ \Omega$ ; measured at $I_R = 1\text{ mA}$	-	-	4	ns

### RATING AND CHARACTERISTIC CURVES ( BAW62 )

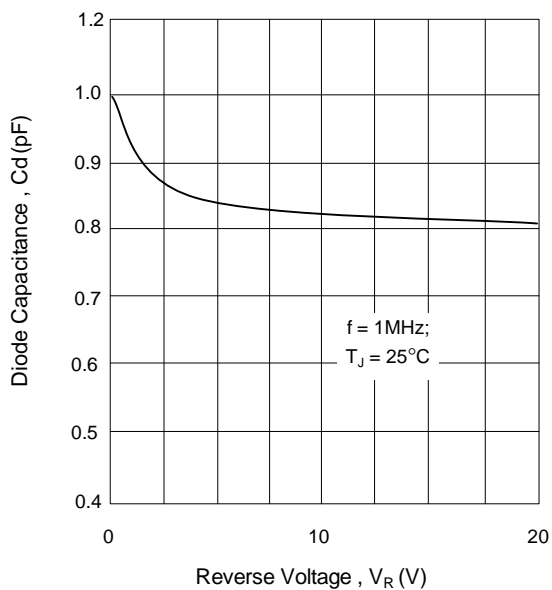
**FIG. 1 MAXIMUM PERMISSIBLE CONTINUOUS FORWARD CURRENT AS A FUNCTION OF AMBIENT TEMPERATURE.**



**FIG. 2 TYPICAL FORWARD VOLTAGE**



**FIG. 3 TYPICAL DIODE CAPACITANCE AS A FUNCTION OF REVERSE VOLTAGE**



**FIG.4 TYPICAL REVERSE CURRENT VS JUNCTION TEMPERATURE**

