

AK06

PRV : 60 Volts
I_o : 0.7 Amperes

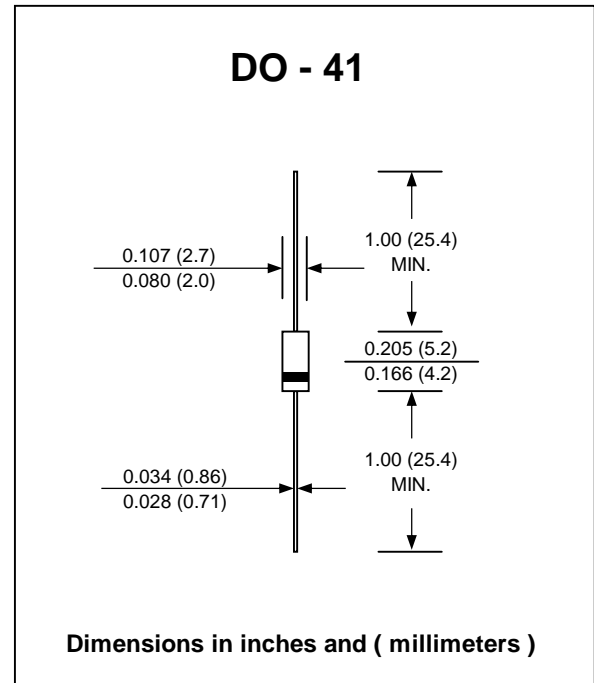
FEATURES :

- * High current capability
- * High surge current capability
- * High reliability
- * High efficiency
- * Low power loss
- * Low forward voltage drop
- * Low cost
- * **Pb / RoHS Free**

MECHANICAL DATA :

- * Case : DO-41 Molded plastic
- * Epoxy : UL94V-O rate flame retardant
- * Lead : Axial lead solderable per MIL-STD-202, Method 208 guaranteed
- * Polarity : Color band denotes cathode end
- * Mounting position : Any
- * Weight : 0.339 gram

SCHOTTKY BARRIER DIODE



MAXIMUM RATINGS AND ELECTRICAL CHARACTERISTICS

Rating at 25 °C ambient temperature unless otherwise specified.
Single phase, half wave, 60 Hz, resistive or inductive load.
For capacitive load, derate current by 20%.

RATING	SYMBOL	VALUE	UNIT
Maximum Recurrent Peak Reverse Voltage	V _{RRM}	60	V
Maximum Peak Reverse Surge Voltage	V _{RSM}	60	V
Maximum Average Forward Current Ta = 40 °C	I _{F(AV)}	0.7	A
Maximum Peak Forward Surge Current (50 Hz, Half-cycle, Sine wave, Single Shot)	I _{FSM}	10	A
Maximum Forward Voltage at I _F = 0.7A	V _F	0.62	V
Maximum Reverse Current at V _R = V _{RM} Ta = 25 °C	I _R	1.0	mA
Maximum Reverse Current at V _R = V _{RM} Ta = 100 °C	I _{R(H)}	7.5	mA
Junction Temperature Range	T _J	- 40 to + 125	°C
Storage Temperature Range	T _{STG}	- 40 to + 125	°C

RATING AND CHARACTERISTIC CURVES (AK06)

FIG.1 - FORWARD CURRENT DERATING CURVE

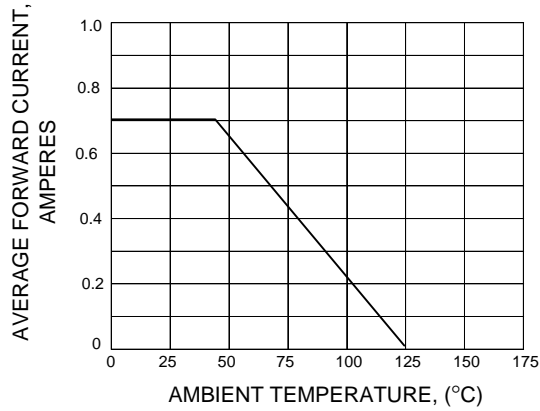


FIG.2 - MAXIMUM NON-REPETITIVE PEAK FORWARD SURGE CURRENT

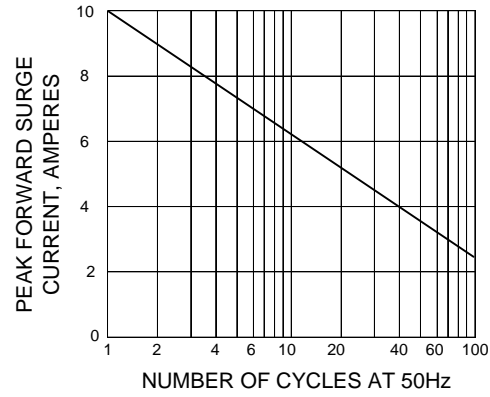


FIG.3 - TYPICAL FORWARD CHARACTERISTICS

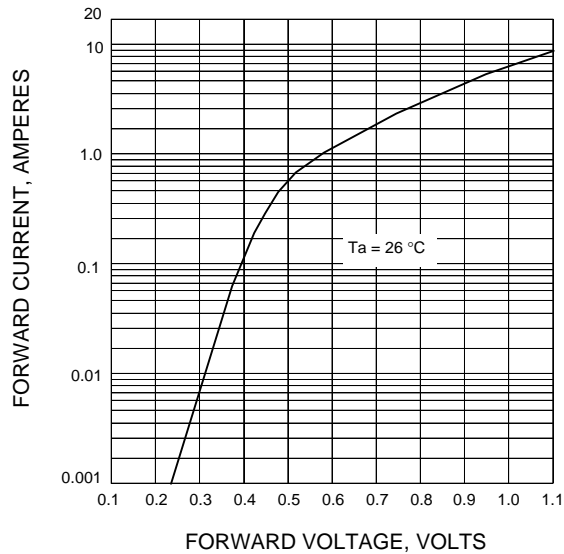


FIG.4 - TYPICAL REVERSE CHARACTERISTICS

