

1N4933G - 1N4937G

PRV : 50 - 600 Volts

Io : 1.0 Amperes

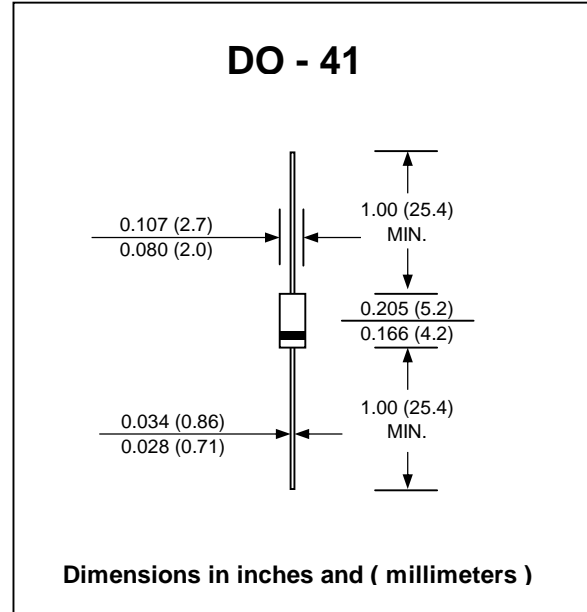
FEATURES :

- * Glass passivated chip
- * High current capability
- * High reliability
- * Low reverse current
- * Low forward voltage drop
- * Fast switching for high efficiency
- * **Pb / RoHS Free**

MECHANICAL DATA :

- * Case : DO-41 Molded plastic
- * Epoxy : UL94V-O rate flame retardant
- * Lead : Axial lead solderable per MIL-STD-202, Method 208 guaranteed
- * Polarity : Color band denotes cathode end
- * Mounting position : Any
- * Weight : 0.34 gram

GLASS PASSIVATED JUNCTION FAST RECOVERY RECTIFIERS



MAXIMUM RATINGS AND ELECTRICAL CHARACTERISTICS

Rating at 25 °C ambient temperature unless otherwise specified.
Single phase, half wave, 60 Hz, resistive or inductive load.
For capacitive load, derate current by 20%.

RATING	SYMBOL	1N4933G	1N4934G	1N4935G	1N4936G	1N4937G	UNIT
Maximum Recurrent Peak Reverse Voltage	VRRM	50	100	200	400	600	V
Maximum RMS Voltage	VRMS	35	70	140	280	420	V
Maximum DC Blocking Voltage	VDC	50	100	200	400	600	V
Maximum Average Forward Current 0.375"(9.5mm) Lead Length Ta = 50 °C	IF(AV)	1.0					A
Peak Forward Surge Current, 8.3ms Single half sine wave superimposed on rated load (JEDEC Method)	IFSM	30					A
Maximum Peak Forward Voltage at IF = 1.0 A	VF	1.2					V
Maximum DC Reverse Current Ta = 25 °C	IR	5.0					μA
at Rated DC Blocking Voltage Ta = 100 °C	IR(H)	100					μA
Maximum Reverse Recovery Time (Note 1)	Trr	150					ns
Typical Junction Capacitance (Note 2)	CJ	15					pf
Junction Temperature Range	TJ	- 65 to + 150					°C
Storage Temperature Range	TSTG	- 65 to + 150					°C

Notes :

- (1) Reverse Recovery Test Conditions : IF = 0.5 A, IR = 1.0 A, Irr = 0.25 A.
- (2) Measured at 1.0 MHz and applied reverse voltage of 4.0 Vdc

RATING AND CHARACTERISTIC CURVES (1N4933G - 1N4937G)

FIG.1 - REVERSE RECOVERY TIME CHARACTERISTIC AND TEST CIRCUIT DIAGRAM

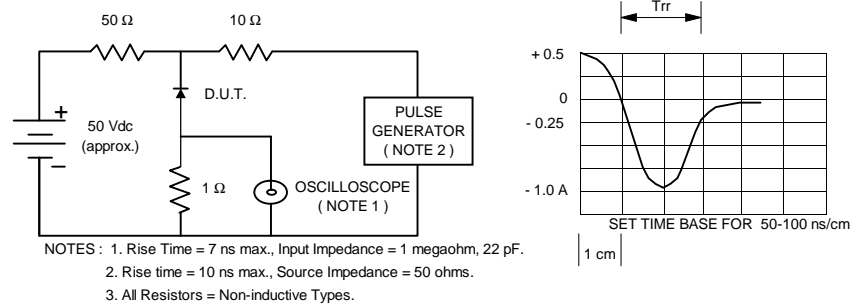


FIG.2 - DERATING CURVE FOR OUTPUT RECTIFIED CURRENT

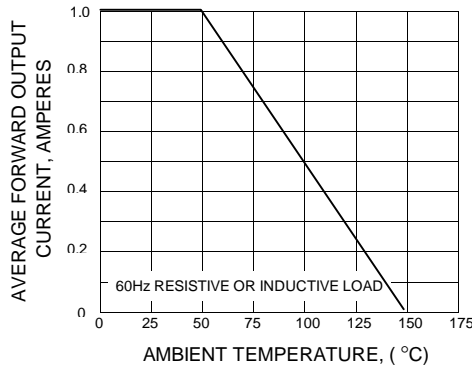


FIG.3 - MAXIMUM NON-REPETITIVE PEAK FORWARD SURGE CURRENT

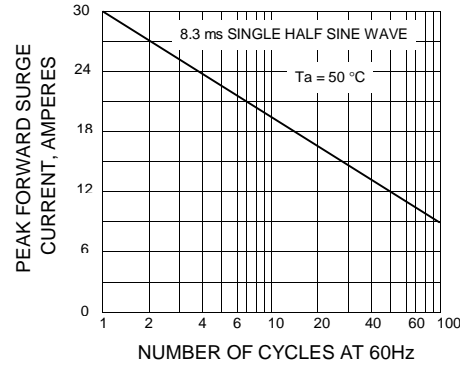


FIG.4 - TYPICAL FORWARD CHARACTERISTICS

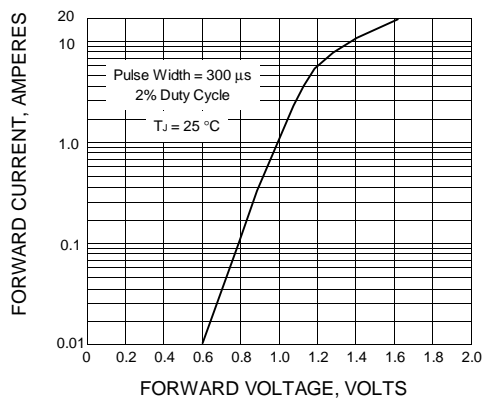


FIG.5 - TYPICAL REVERSE CHARACTERISTICS

